


Finished Block Size = 9" x 9"
 Block Size = 9 1/2" x 9 1/2"

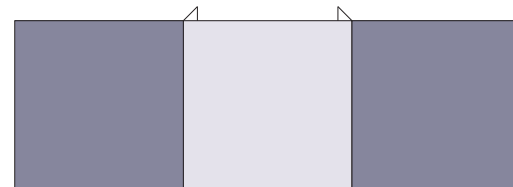
Cutting:

- Cut 4 light colored squares 3 1/2" x 3 1/2".
- Cut 1 light rectangle 1 1/2" x 3".
- Cut 2 light colored squares 1 1/2" x 1 1/2".
- Cut 4 dark colored squares 3 1/2" x 3 1/2".
- Cut 2 dark colored rectangles 1 1/2" x 3".
- Cut 1 dark colored square 1 1/2" x 1 1/2".



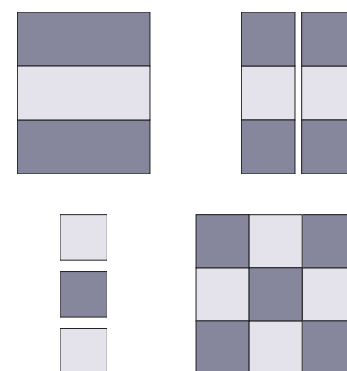
Making the top and bottom units:

- Sew a dark 3 1/2" square on each side of a light 3 1/2" square.
- Press to the LIGHT.
- Make 2 units.



Making the center mini 9-patch:

- Sew a dark 1 1/2" x 3" rectangle on each side of the light 1 1/2" x 3" rectangle.
- Press to the dark.
- Cut unit in half to make 2 units 1 1/2" x 3 1/2".
- Sew a light 1 1/2" square on each side of a dark 1 1/2" square.
- Press to the dark.
- Sew as shown to make the mini 9-patch.



Making the block:

- Sew a light 3 1/2" square to each side of the 9-patch.
- Press to the LIGHT.
- Sew the rows as shown.
- Check that the block measures 9 1/2" x 9 1/2". Resew if necessary.

